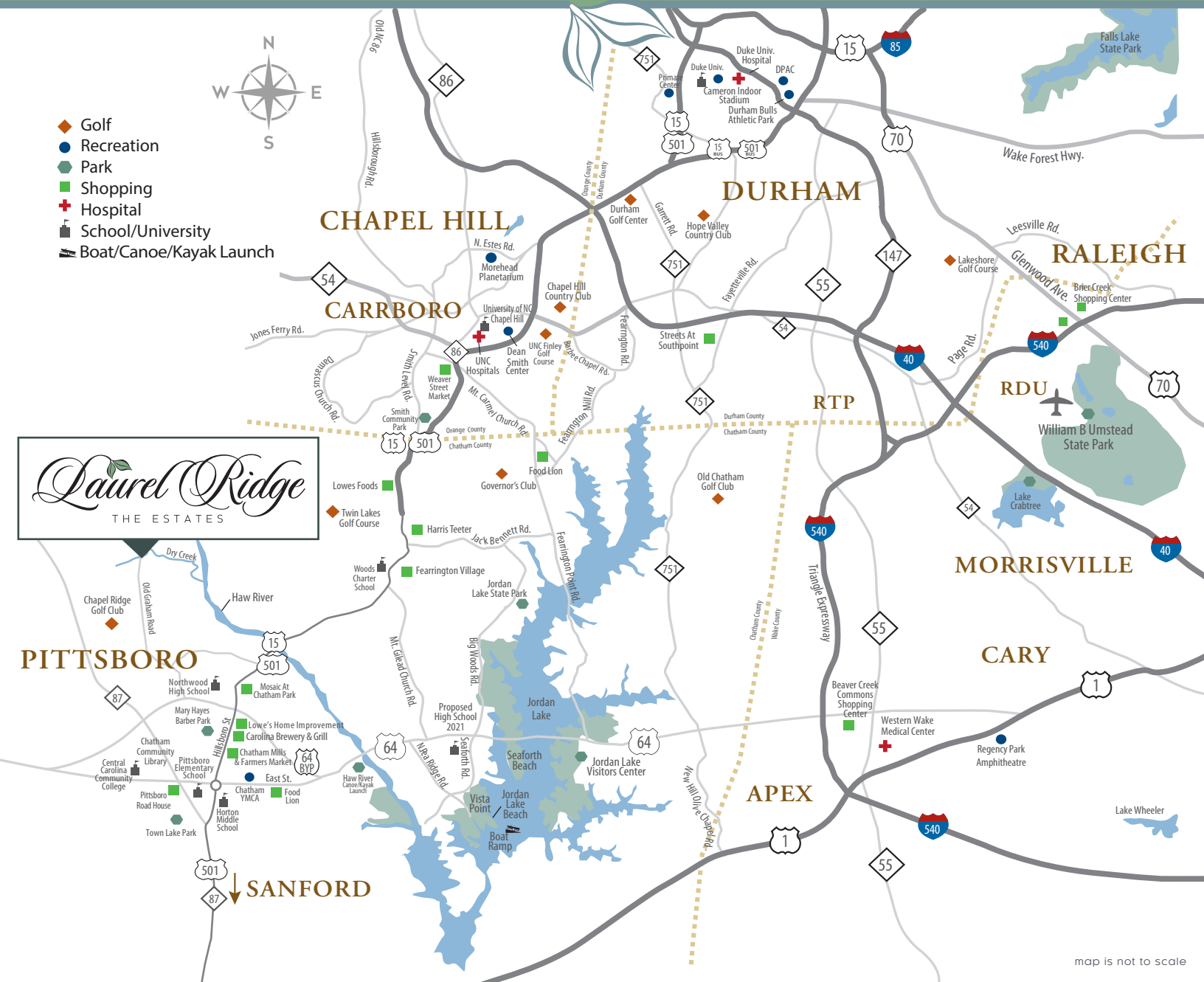


While the abundance of fresh air and fields of green makes Laurel Ridge feel like it is a world away, its proximity to Chapel Hill and Downtown Pittsboro gives you the best of both worlds.



Chapel Ridge Golf Club	2.5 Miles	Fearrington Village	10 Miles	The Streets at Southpoint	26 Miles
Mosaic at Chatham Park	6 Miles	Beaver Creek Commons	14 Miles	Western Wake Med	30 Miles
UNC Health Care Clinic	7 Miles	Carborro	15 Miles	Duke University	30 Miles
Downtown Historic Pittsboro	7.5 Miles	Downtown Chapel Hill	15 Miles	Duke Hospital	31 Miles
Duke Health Care Clinic	10 Miles	UNC Hospital	19 Miles	RDU International Airport	33 Miles

Laurel Ridge

THE ESTATES

SOPHISTICATION • PRIVACY • CONVENIENCE

The Life You Have Always Wanted
Pittsboro, NC



Laurel Ridge

THE ESTATES

LOCATION

Located in Pittsboro on Old Graham Road, The Estates at Laurel Ridge expands over 300 acres and is close to recreational resources such as The Haw River and Jordan Lake.

With its sprawling farmland, breathtaking vistas, and proximity to the corners of the Triangle, Chatham County is known for its contributions to agriculture, art, and industry. Home to Pittsboro, NC, this scenic area offers the best of both worlds: country living and suburban growth.

A Distinct Offering of 51 Estate Homes

Expansive Homesites Ranging from 3.5 – 10 acres+

Custom Built Residences from \$1.5 Million+



Various Equestrian Homesites Available

DEFINING TRAITS

Named Laurel Ridge for the large groupings of laurel bushes on the property, this beautiful community backs up to Dry Creek, a rushing stream that connects to Haw River. Approximately half of the homesites in The Estates at Laurel Ridge will benefit from these unforgettable views.

DESIGN YOUR DREAMS

Discover spacious floor plans, unique features, and the highest level of craftsmanship with our custom builder team:



We all know that a little sunshine and a little dirt is good for the soul.

AMENITIES

Convenient access to Haw River & Jordan Lake

Easy access to I-540, 15-501 & US 64

Abundance of shopping and dining options at Mosaic,
Chatham Park, historic Pittsboro & Chapel Hill

Near the best universities & medical facilities in the country

AWARD-WINNING CUSTOM BUILDERS

CCH – Cotton Custom Homes, Inc.

DCH – Dunning Custom Homes

JPS – J.P. Swain Company, Inc.

PCC – Poythress Construction Co.

SCC – Sadler Construction Co.

TAH – Triple A Homes

